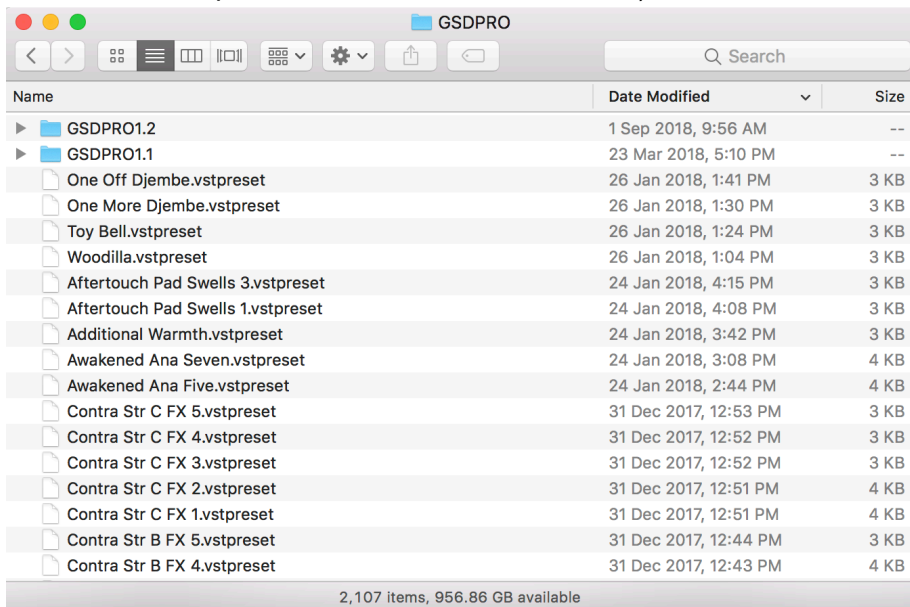
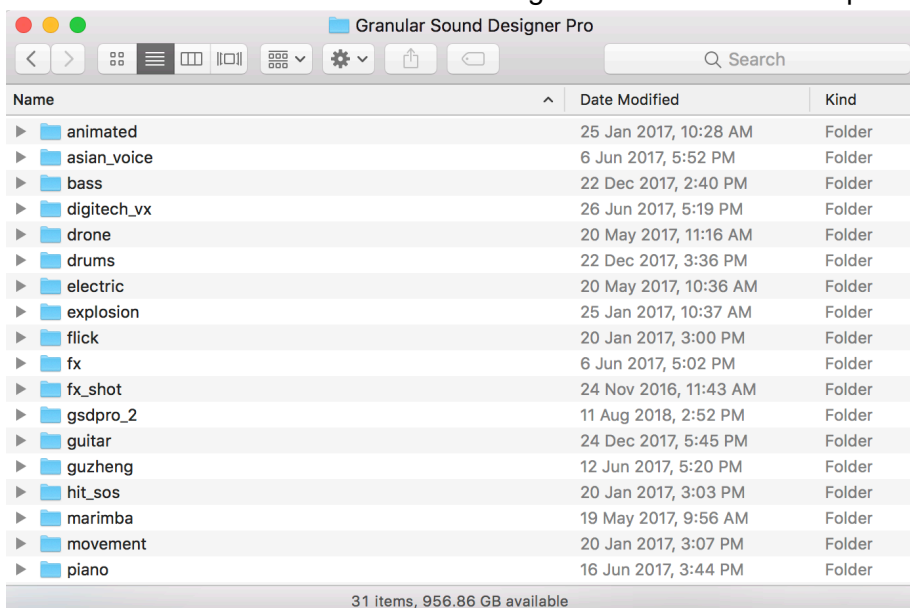


“Granular Sound Designer Pro” Installation

1. Download and unzip the file “OMF_GSDPRO_V10-12.zip”
2. Save all the contents of the folder “OMF_GSDPRO_V10-12” in your system, Mac or Windows
 - a. 2,515 VST Presets (folder name: GSDPRO)
 - b. 683 User Samples (folder name: Granular Sound Designer Pro)
 - c. Patch List (filename: GranularSoundDesignerPro_PatchList.pdf)
 - d. Installation (filename: GranularSoundDesignerPro_Installation.pdf)
 - e. License Agreement (filename: GranularSoundDesignerPro_License_EndUserAgreement.pdf)
 - f. Readme (filename: GranularSoundDesignerPro_Readme.pdf)
3. **(IMPORTANT) DO NOT** change the folder names, “GSDPRO” and “Granular Sound Designer Pro”
 - a. Screenshot of “GSDPRO” folder containing 2,515 .vstpreset (200 .vstpreset from Version 1.1 and 210 .vstpreset from Version 1.2 included)



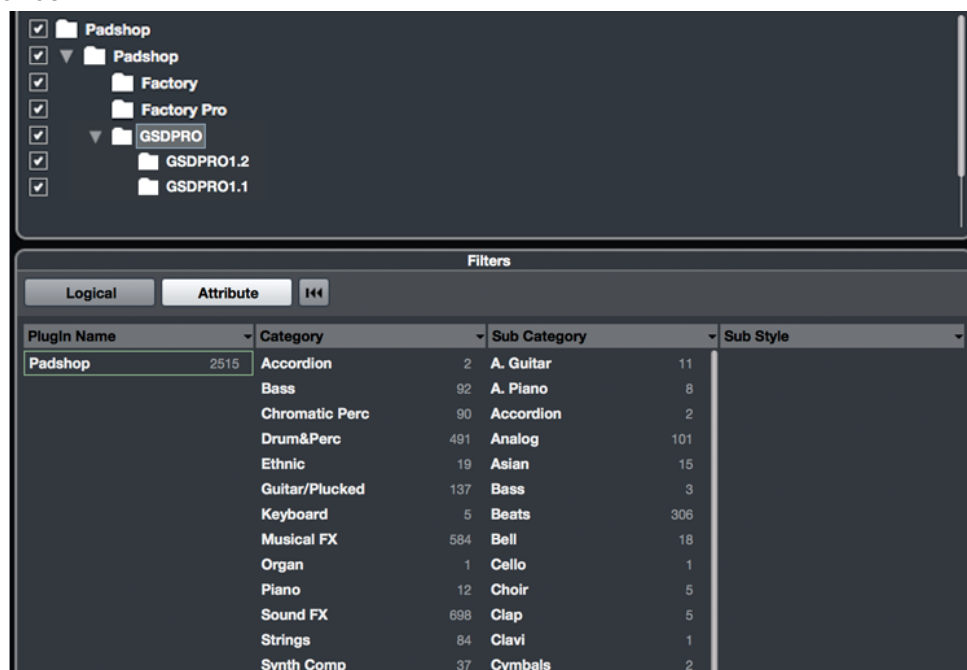
- b. Screenshot of the “Granular Sound Designer Pro” 683 User Samples in 31 sub-folders



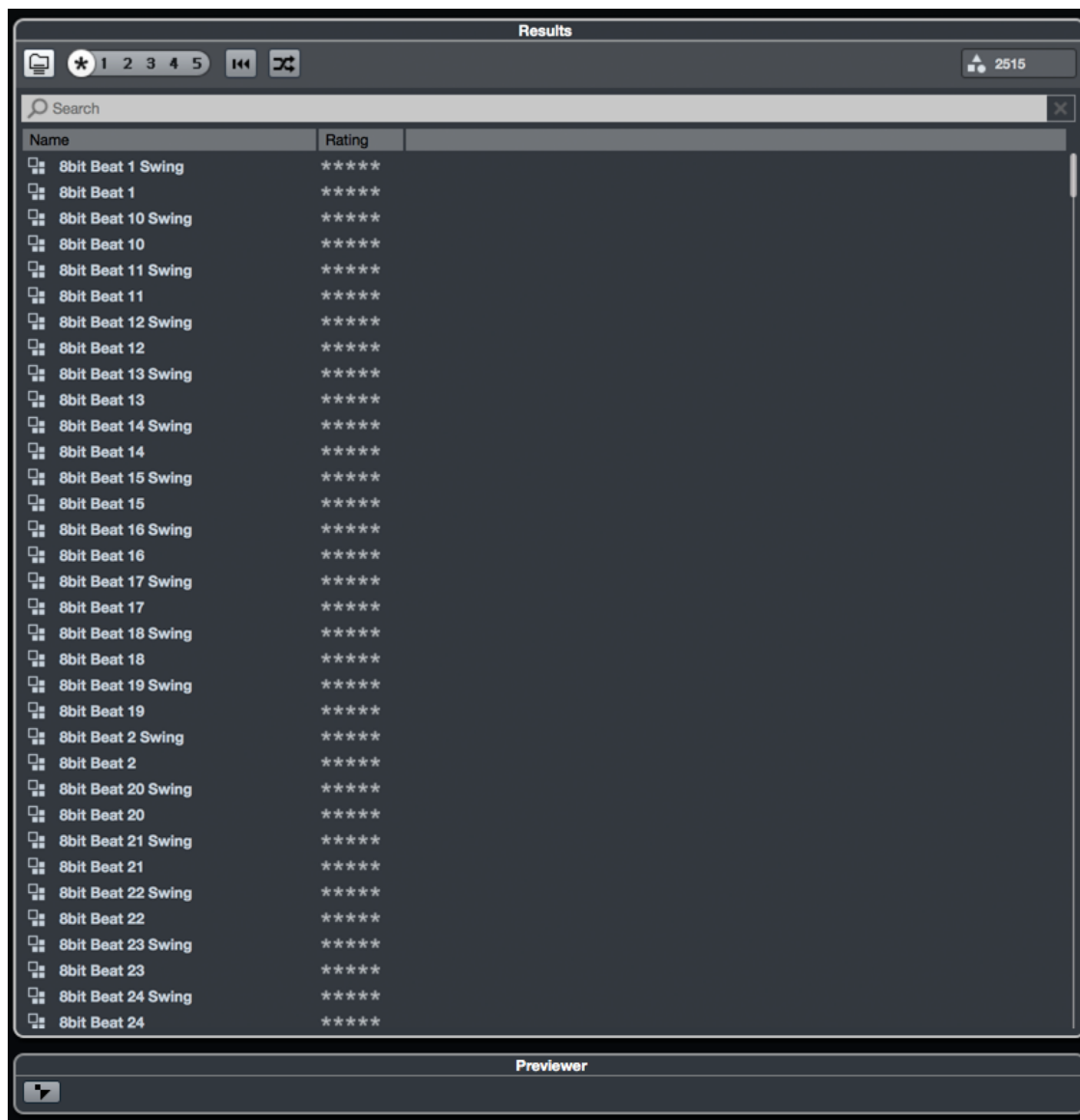
4. Move the folders, “GSDPRO” and “Granular Sound Designer Pro”, to the locations below

	Mac	Windows
VST Presets “GSDPRO”	User/Library/Audio/Presets/Steinberg Media Technologies/Padshop/	C:\Users\[User Name]\My Documents\VST3 Presets\Steinberg Media Technologies\Padshop\
User Samples “Granular Sound Designer Pro”	User/Documents/Steinberg/Padshop/ Samples/User Samples/	C:\Users\[User Name]\My Documents\Steinberg\Padshop\ Samples\User Samples\
	<p><u>Special notes to PadShop users</u> You may not be able to find this location in your system. Please first create the file directories before moving the “Granular Sound Designer Pro” folder there.</p>	

5. Add an Instrument track - “PadShop” or “PadShop Pro”
6. Select “load presets” after the PadShop GUI opens
7. Tick the box next to “GSDPRO” in the “Location Tree” and the system will scan the folder once



8. After the scan, click the folder name “GSDPRO” and all the presets will be shown in the previewer (located at the right hand side)



9. This is how the user samples folder looks like after installing (PadShop Pro only)



10. PadShop users will not be able to see the samples in the PadShop GUI but it will not affect the usage once the presets are loaded.

11. For information, please go to our website www.onlinemusicfoundry.com.