

“Spectral Battleground” Installation

1. Download and unzip the file “OMF_SpectralBattleground.zip”
2. Save all the contents of the folder “OMF_SpectralBattleground” in your system, Mac or Windows

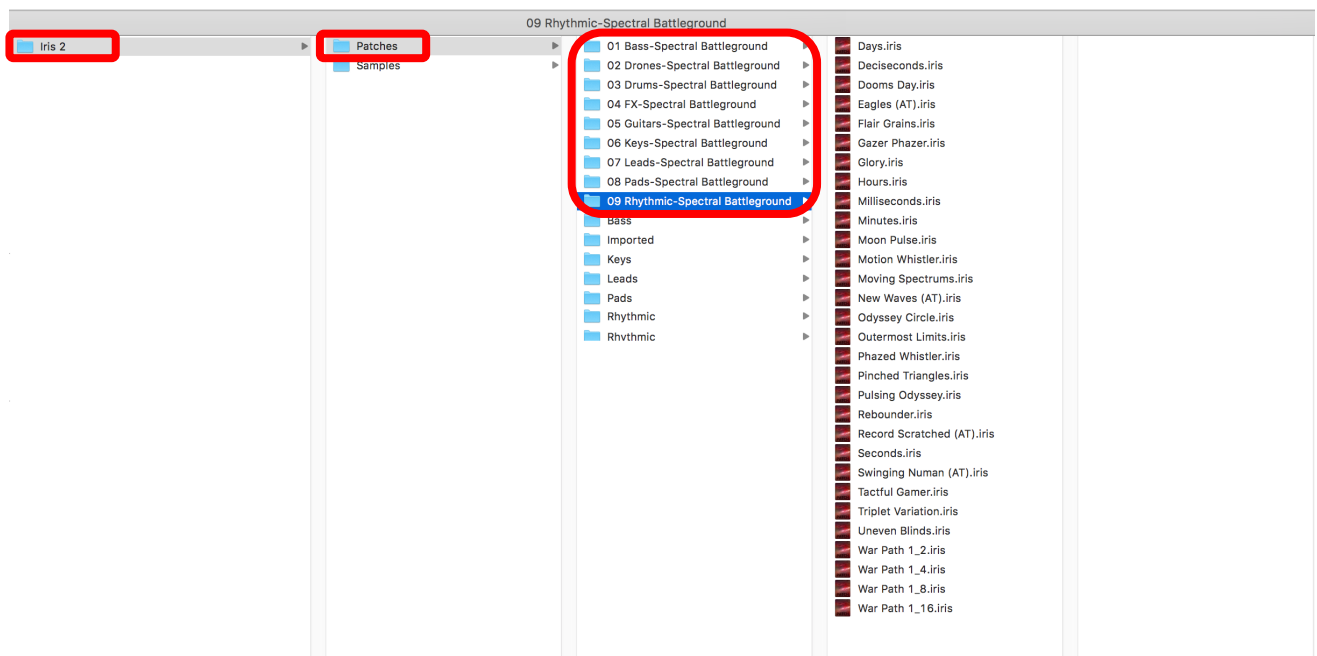
OMF_SpectralBattleground		
Name	Size	Date Modified
▶ 01 Bass-Spectral Battleground	123 KB	15 Jul 2020 at 6:08 PM
▶ 02 Drones-Spectral Battleground	861 KB	Today at 8:52 AM
▶ 03 Drums-Spectral Battleground	355 KB	Today at 8:52 AM
▶ 04 FX-Spectral Battleground	1.2 MB	Yesterday at 10:55 AM
▶ 05 Guitars-Spectral Battleground	65 KB	Today at 8:52 AM
▶ 06 Keys-Spectral Battleground	299 KB	Yesterday at 10:57 AM
▶ 07 Leads-Spectral Battleground	158 KB	17 Jul 2020 at 3:29 PM
▶ 08 Pads-Spectral Battleground	1.2 MB	Yesterday at 10:58 AM
▶ 09 Rhythmic-Spectral Battleground	585 KB	Yesterday at 10:58 AM
▶ Online Music Foundry	417.3 MB	Today at 8:09 AM
SpectralBattleground_Installation.pdf	1.8 MB	Today at 11:34 AM
SpectralBattleground_License_EndUserAgreement.pdf	22 KB	Today at 9:05 AM
SpectralBattleground_PatchList	43 KB	Today at 11:37 AM
SpectralBattleground_Readme.pdf	30 KB	Today at 10:29 AM

- a. 110 Patches under the following 9 different folders

- 01 Bass-Spectral Battleground
- 02 Drones-Spectral Battleground
- 03 Drums-Spectral Battleground
- 04 FX-Spectral Battleground
- 05 Guitars-Spectral Battleground
- 06 Keys-Spectral Battleground
- 07 Leads-Spectral Battleground
- 08 Pads-Spectral Battleground
- 09 Rhythmic-Spectral Battleground

Location: [Your Drive]/Iris 2/Patches/

(IMPORTANT - DO NOT CHANGE the folder names and filenames in each folder)

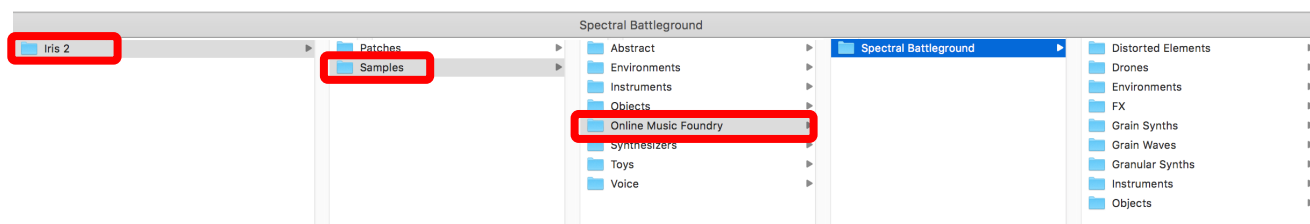


- b. 152 Samples under the folder called “Online Music Foundry”

Location: [Your Drive]/Iris 2/Samples/

* Special Note: If you own other Iris 2 expansions by Online Music Foundry, please just copy and paste the sub-folder “Spectral Battleground” under “Online Music Foundry”.

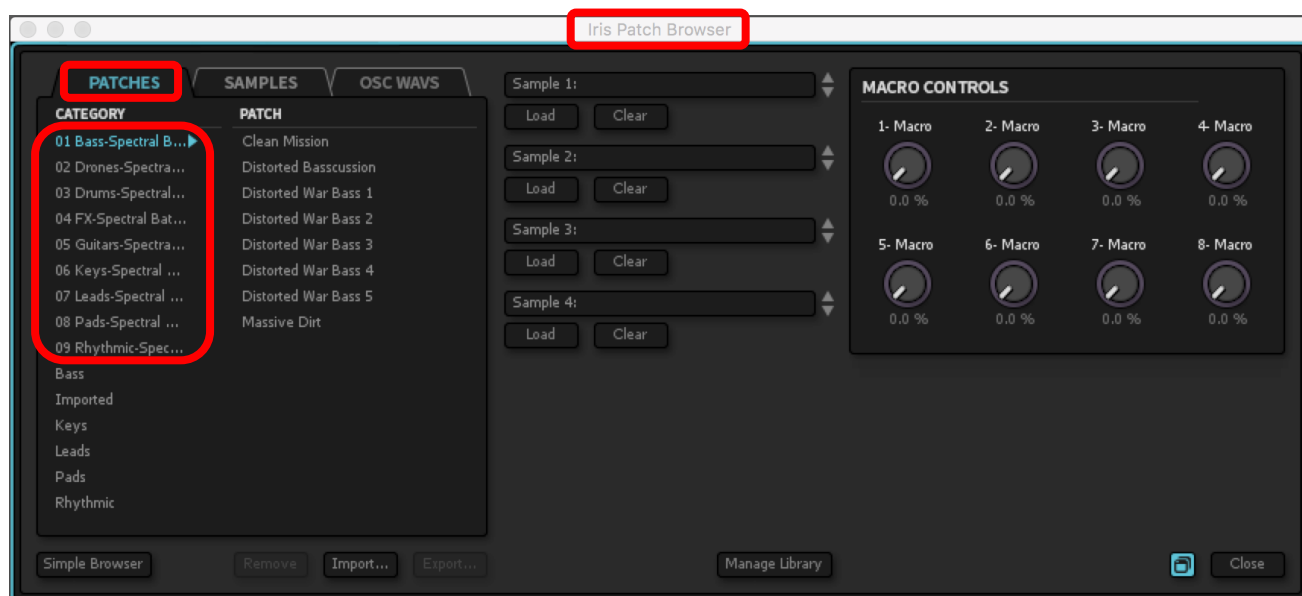
(IMPORTANT - DO NOT CHANGE the folder names and filenames in each folder)



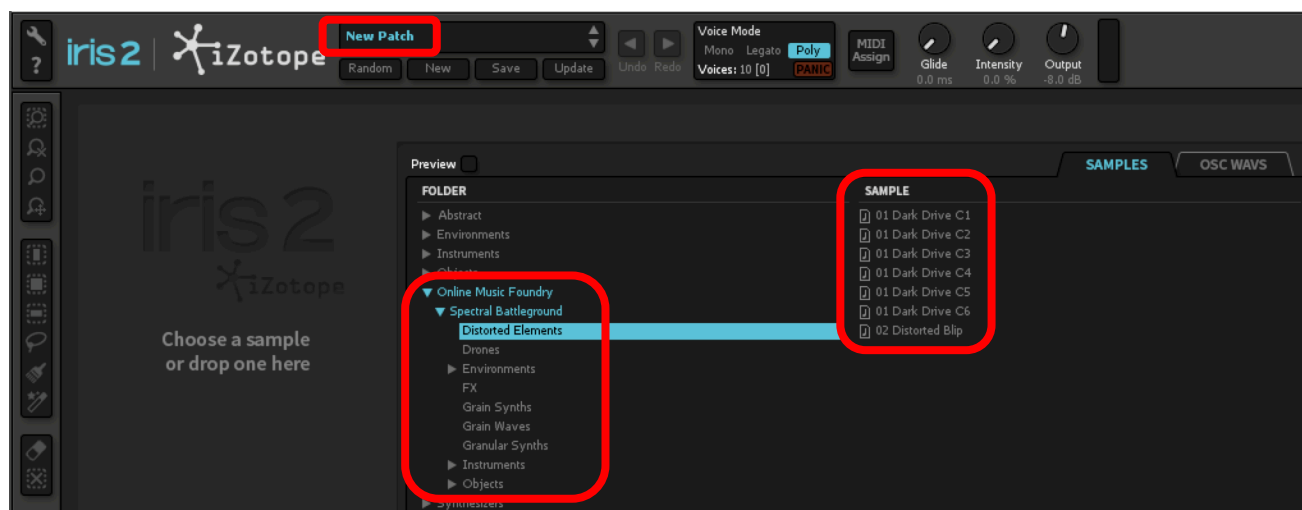
- c. Patch List (filename: SpectralBattleground_PatchList.pdf)
- d. Installation (filename: SpectralBattleground_Installation.pdf)
- e. License Agreement (filename: SpectralBattleground_License_EndUserAgreement.pdf)
- f. Readme (filename: SpectralBattleground_Readme.pdf)

3. After successful installation

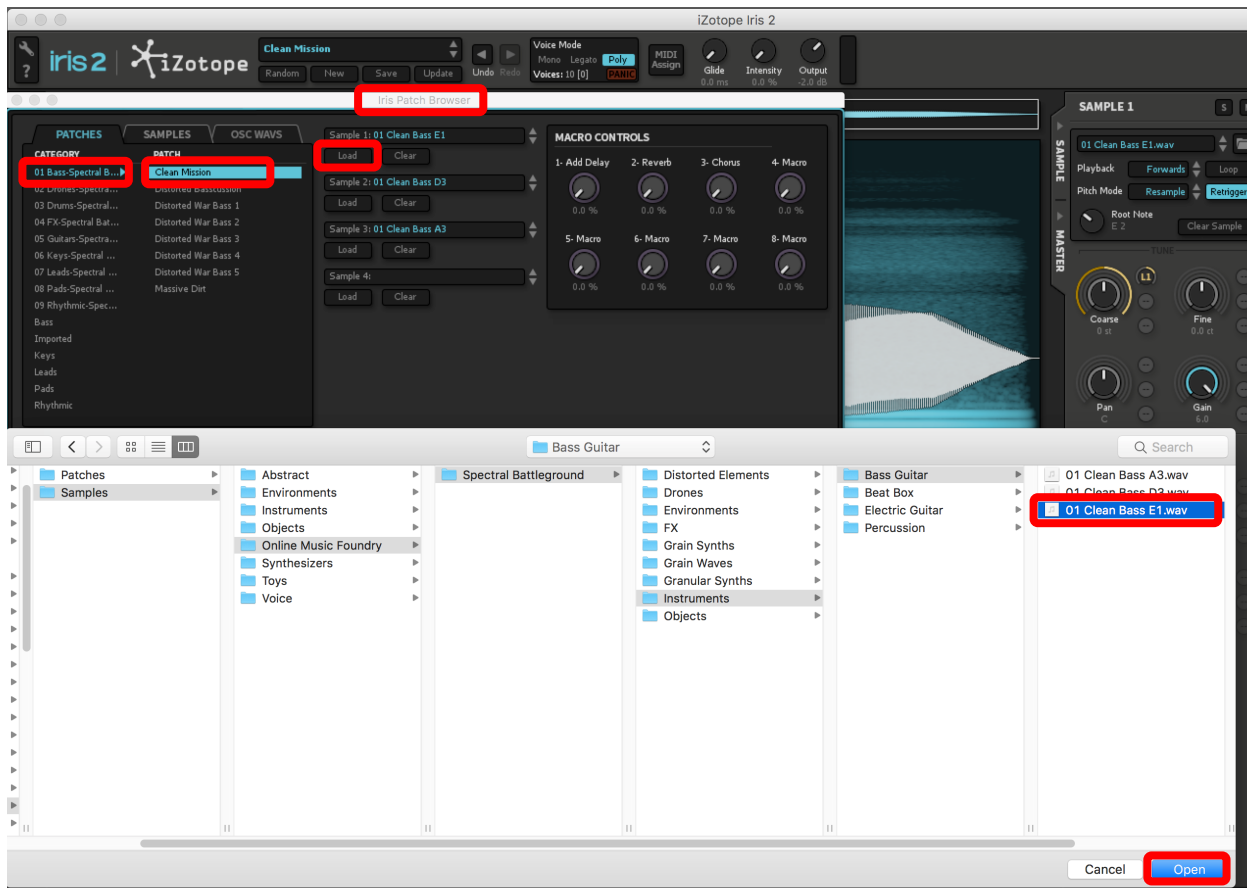
- a. Patches will appear in the Iris Patch Browser and users can browse through the list



- b. Users can browse through and load the samples in the Iris GUI



c. Samples can also be loaded by using the Iris Patch Browser



4. For more information, please go to our website www.onlinemusicfoundry.com.